

# HB 2017 Transit Advisory Committee

October 25, 2024

# Webex

## Chat

- Right side window
- Chats are recorded

## Participants

- Right side window
- Raise your hand

Video On/Off

Reactions

Leave Meeting

Mute/Unmute



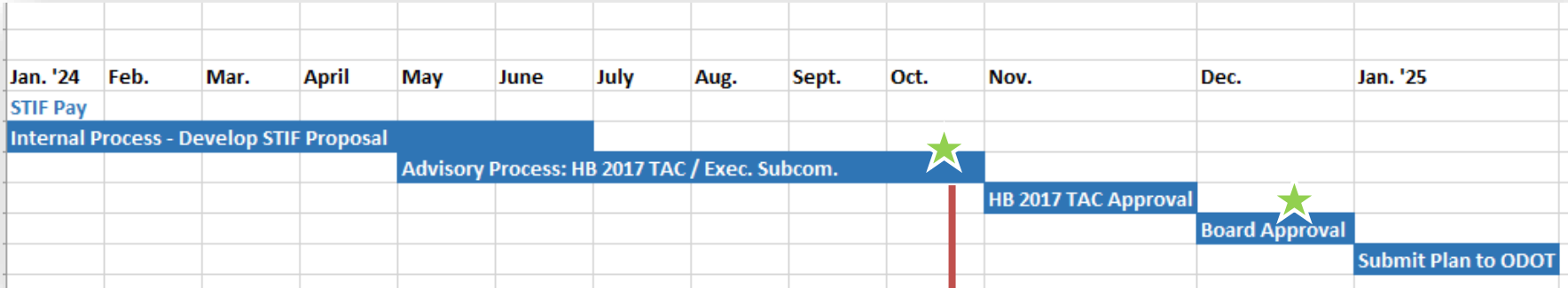
# Meeting Agenda

Public comment	10:00 a.m.
Timeline Check-in	10:05 a.m.
STIF Discretionary/STN Grant Proposals	10:10 a.m.
Fund/Don't Fund & Ranking Recommendation	10:25 a.m.
Proposed FY26-27 STIF Plan Budget	10:40 a.m.
Meeting Adjourns	11:30 a.m.

# Public Comment



# Timeline for STIF Plan Process



We are here

★ TriMet Board of Directors Review

# Input on STIF Discretionary Proposals

# Fund Program Overview

---

- **Statewide Transportation Improvement Fund (STIF) Discretionary solicitation (5 % of STIF)**
  - Broad project eligibility but not a source of ongoing operations funding
- **Statewide Transit Network Program discretionary solicitation, funded from two sources:**
  - **STIF Intercommunity Fund (4 % of STIF)**
    - Improve coordination and connectivity of the statewide transit network
  - **Federal Transit Administration (FTA) Section 5311(f)**
    - Focused on long distance, non-commuter intercity service



# Available FY26-27 STIF Discretionary/STN Funds\*

Fund	Amount Available
STIF Discretionary Fund	\$12 million
STIF Intercommunity Fund	\$10 million
FTA Section 5311(f)	\$3 million
Total	\$25 million

\*Available statewide



# Transit Priority Spot Improvements

HB 2017 Transit Advisory Committee  
September 27, 2024

# Overview

- Target delay hot spots to improve reliability for bus riders
- Tactical solutions including bus lanes, bus islands, and transit signal priority
- Since 2019 STIF Discretionary funding has supported 20 projects to reduce delays for 19 bus routes that serve equity areas

# Transit Signal Priority

## SW Capitol Highway

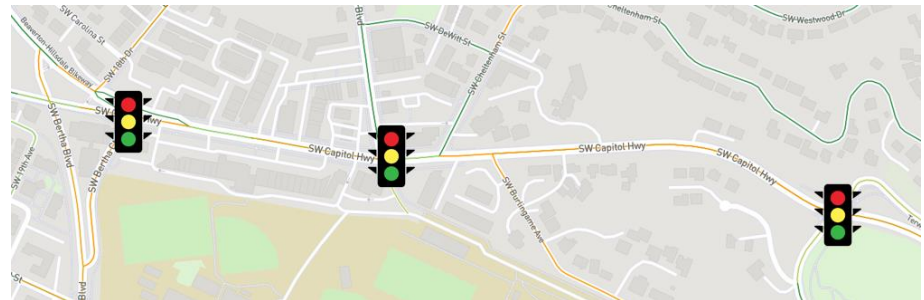
Activated TSP at 3 signals where Portland had recently added bus lanes

Benefited 8 bus lines, 4 serving Washington County

Decreased time signal delays by 65% or almost 30 seconds per trip



Funded projects will benefit 3 lines that serve Clackamas County and 2 lines that serve East Multnomah



# 2025-2027 Request

- **\$680,000 STIF Discretionary funding**
- **\$170,000 match from City of Portland**
- **Support letters from Metro, Multnomah County, Washington County, & City of Portland**

# TriMet LIFT FY26 Vehicle Replacement Funding Request

**Presentation to HB 2017  
Transit Advisory  
Committee**

October 25, 2024



# LIFT Service

Measurable	FY24	FY25*	FY26*	FY27*
One Way Rides	639,572	767,486	920,984	1,059,132
Percentage of One Way Rides to Older Adult/Person w/Disability	100%	100%	100%	100%

\*Projection

## Service by County (FY24)

- Clackamas: 14.2%
- Multnomah: 58%
- Washington: 27.8%

## LIFT Rider Demographics

- 100% are people with disabilities
- 48% of riders are age 65+
- 69% are Caucasian (71.6 % Portland-Metro Region)
- 8% are Black (5.7 % Portland-Metro Region)
- 5% Hispanic/Latino (9.4 % Portland-Metro Region)
- 1% Asian (7.6 % Portland-Metro Region)
- 87% live at or below the federal poverty level

# Current LIFT Fleet

- 177 out of 268 vehicles in the current LIFT fleet are well-beyond their ODOT and FTA useful life minimums for **Age and Mileage**
- Age of fleet needing replacement: 11 years / 264K miles  
(FTA useful life is 6 years, 150K miles; ODOT useful life is 7 years, 200K miles; TriMet useful life is 9 years/250K miles)
- Daily vehicle availability for the aging fleet is precluding our contractors from making timely pullouts, which results in capacity constraints, requiring service to be shifted to more costly supplemental providers



# Request

- 30 Small Buses (cutaways – Class D)
- Unleaded fuel
- \$182,076 each

\$5,462,280 total ask

(ask is scalable at a multiplier of \$182,076)



With a \$7M increase in operational costs in the past year, we cannot fund this procurement internally

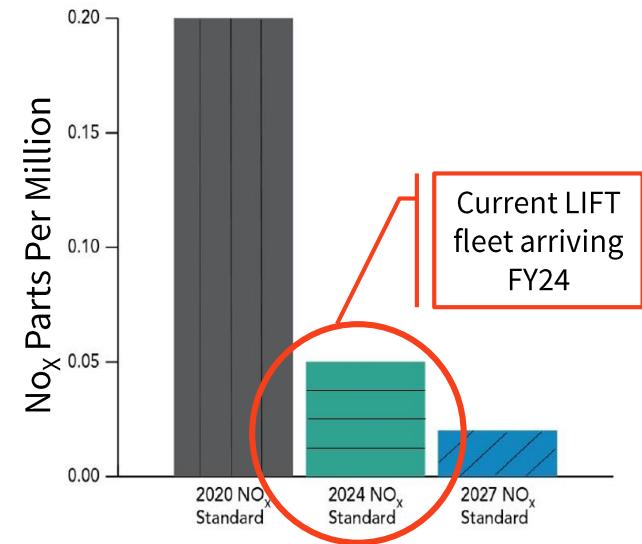


# State of Industry for Para-fleets

- Diesel cutaways are no longer manufactured in part due heightened California Air Resource Board vehicle emission requirements, the challenge of accessing 99% renewable diesel (R99) in most of the country, and increased funding focused on low / no fueling options.
- Currently, only gasoline, compressed natural gas (CNG), and propane chassis are produced, with non-OEM battery electric options.
- TriMet evaluated CNG and propane over the last two years. At this time, neither option offers viable long-term solutions, in large part due to the investments necessary to implement with limited return.

# Meeting the CARB Standard

- All new LIFT vehicles were approved for previously approved for purchase in 2022, and
- Meet the most stringent California Air Resource Board (CARB) vehicle emission standards, and
- Deliver a 90% reduction in allowed nitrogen oxides, the most significant components of harmful air pollution.



Any Questions?



# Bus Stop Accessibility Improvements

HB 2017 Transit Advisory Committee  
October 25, 2024

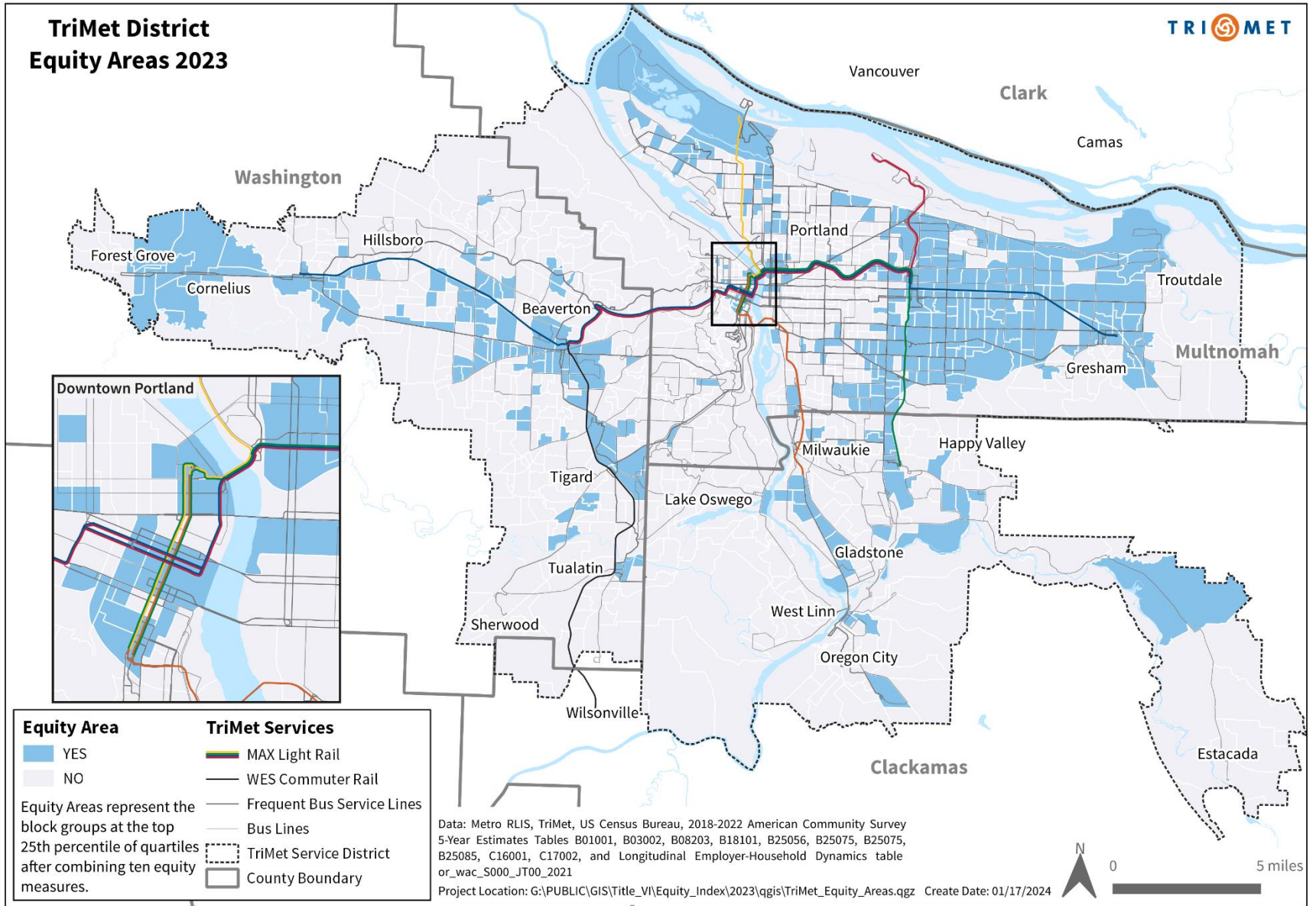
# TriMet Bus Stop Accessibility Improvements

- Asking STIF for \$400,000.
- TriMet committed to local funding share of \$100,000.
- Improving new bus stops in TriMet service district in equity areas.





# TriMet District Equity Areas 2023



## Past Efforts

- Bring stops in equity areas up to minimum ADA standards.
- Work within the public right of way.

# Narrow Sidewalks

## Main & 28<sup>th</sup>, Hillsboro - Before





# Narrow Sidewalks

## Main & 28<sup>th</sup>, Hillsboro - After



# Planting strips

## Eagle Creek & Hill Way, Estacada



# Forward Together

- Increased service changes with associated new bus stops.
- Need to bring new stops up to minimum ADA standards.
- Work within the public right of way.



# Planting strips SW Cherry Park & NE 242<sup>nd</sup>, Troutdale



# Narrow Sidewalks W Baseline & Jenkins, Beaverton



# Fund/Don't Fund & Ranking Recommendations

# Proposed FY26-27 STIF Plan Budget



# FY26-27 Projected STIF Payroll Based Formula Revenues – August

PAYROLL Formula Breakout				
Qualified Entity	FY 2024	FY 2025	FY 2026	FY 2027
Baker County	\$ 201,277	\$ 200,028	\$ 206,212	\$ 216,437
Basin Transit Service District	\$ 919,223	\$ 913,518	\$ 941,760	\$ 988,461
In district	\$ 762,519	\$ 757,786	\$ 781,214	\$ 819,953
Out of district Clatsop County	\$ 156,704	\$ 155,732	\$ 160,546	\$ 168,508
Benton County	\$ 1,955,876	\$ 1,943,737	\$ 2,003,830	\$ 2,103,195
Burns Paiute Tribe	\$ 115,908	\$ 115,908	\$ 129,265	\$ 129,265
Columbia County	\$ 485,130	\$ 482,119	\$ 497,025	\$ 521,671
Confederated Tribes of Coos, Lower Umpqua and Siuslaw	\$ 115,908	\$ 115,908	\$ 129,265	\$ 129,265
Confederated Tribes of Grand Ronde Community of Oregon	\$ 115,908	\$ 115,908	\$ 129,265	\$ 129,265
Confederated Tribes of Siletz Indians	\$ 115,908	\$ 115,908	\$ 129,265	\$ 129,265
Confederated Tribes of the Umatilla Indian Reservation	\$ 115,908	\$ 115,908	\$ 129,265	\$ 129,265
Confederated Tribes of Warm Springs	\$ 115,908	\$ 115,908	\$ 129,265	\$ 129,265
Coos County	\$ 896,499	\$ 890,935	\$ 918,480	\$ 964,025
Coquille Indian Tribe	\$ 115,908	\$ 115,908	\$ 129,265	\$ 129,265
Cow Creek Band of Umpqua Tribe of Indians	\$ 115,908	\$ 115,908	\$ 129,265	\$ 129,265
Crook County	\$ 417,686	\$ 415,093	\$ 427,926	\$ 449,146
Curry County	\$ 241,968	\$ 240,466	\$ 247,901	\$ 260,193
Deschutes County	\$ 4,435,603	\$ 4,408,073	\$ 4,544,354	\$ 4,769,698
Glenn County	\$ 115,908	\$ 115,908	\$ 129,265	\$ 129,265
Grant County Transportation District	\$ 115,908	\$ 115,908	\$ 129,265	\$ 129,265
Harney County	\$ 115,908	\$ 115,908	\$ 129,265	\$ 129,265
Hood River County Transportation District	\$ 556,778	\$ 553,322	\$ 570,429	\$ 598,715
Jefferson County	\$ 277,697	\$ 275,974	\$ 284,506	\$ 298,614
Josephine County	\$ 1,128,882	\$ 1,121,875	\$ 1,156,559	\$ 1,213,910
Klamath Tribes	\$ 115,908	\$ 115,908	\$ 129,265	\$ 129,265
Lake County	\$ 115,908	\$ 115,908	\$ 129,265	\$ 129,265
Lane Transit District	\$ 7,000,017	\$ 6,956,571	\$ 7,171,642	\$ 7,527,267
In district	\$ 6,471,592	\$ 6,431,426	\$ 6,630,261	\$ 6,959,040
Out of district Lane County	\$ 528,425	\$ 525,145	\$ 541,381	\$ 568,227
Lincoln County	\$ 702,992	\$ 698,628	\$ 720,227	\$ 755,942
Linn County	\$ 2,066,508	\$ 2,053,682	\$ 2,117,174	\$ 2,222,160
Malheur County	\$ 485,541	\$ 482,528	\$ 497,446	\$ 522,113
Morrow County	\$ 304,517	\$ 302,627	\$ 311,983	\$ 327,454
Rogue Valley Transportation District	\$ 4,052,823	\$ 4,027,669	\$ 4,152,189	\$ 4,358,086
In district	\$ 3,721,140	\$ 3,698,045	\$ 3,812,374	\$ 4,001,421
Out of district Jackson County	\$ 331,683	\$ 329,624	\$ 339,815	\$ 356,665
Salem Area Mass Transit District	\$ 8,656,061	\$ 8,602,338	\$ 8,868,288	\$ 9,308,047
In district	\$ 6,053,927	\$ 6,016,354	\$ 6,202,356	\$ 6,509,917
Out of district Marion County	\$ 1,940,632	\$ 1,928,588	\$ 1,988,212	\$ 2,086,803
Out of district Polk County	\$ 661,502	\$ 657,396	\$ 677,720	\$ 711,327
Sherman County	\$ 115,908	\$ 115,908	\$ 129,265	\$ 129,265
Sunset Empire Transportation District (Clatsop County)	\$ 743,624	\$ 739,009	\$ 761,856	\$ 799,635
Tillamook County Transportation District	\$ 396,613	\$ 394,151	\$ 406,337	\$ 426,486
Tri County Metropolitan Transportation District	\$ 60,230,156	\$ 59,856,340	\$ 61,706,866	\$ 64,766,771
In district	\$ 57,361,539	\$ 57,005,527	\$ 58,767,917	\$ 61,682,085
Out of district Clackamas County	\$ 2,150,369	\$ 2,137,023	\$ 2,203,091	\$ 2,312,338
Out of district Multnomah County	\$ 56,250	\$ 55,901	\$ 57,629	\$ 60,487
Out of district Washington County	\$ 661,998	\$ 657,889	\$ 678,229	\$ 711,861
Umatilla County	\$ 1,274,364	\$ 1,266,454	\$ 1,305,608	\$ 1,370,350
Umpqua Public Transportation District (Douglas County)	\$ 1,590,205	\$ 1,580,336	\$ 1,629,194	\$ 1,709,982
Union County	\$ 399,689	\$ 397,209	\$ 409,489	\$ 429,795
Wallowa County	\$ 115,908	\$ 219,684	\$ 129,265	\$ 129,265
Wasco County	\$ 474,658	\$ 471,712	\$ 486,295	\$ 510,409
Wheeler County	\$ 115,908	\$ 115,908	\$ 129,265	\$ 129,265
Yamhill County	\$ 1,619,812	\$ 1,609,759	\$ 1,659,526	\$ 1,741,818
<b>Totals Statewide</b>	<b>\$ 103,368,727</b>	<b>\$ 102,842,457</b>	<b>\$ 106,071,342</b>	<b>\$ 111,228,620</b>

PAYROLL Formula Breakout				
Qualified Entity	FY 2024	FY 2025	FY 2026	FY 2027
Tri County Metropolitan Transportation District	\$ 60,230,156	\$ 59,856,340	\$ 61,706,866	\$ 64,766,771
In district	\$ 57,361,539	\$ 57,005,527	\$ 58,767,917	\$ 61,682,085
Out of district Clackamas County	\$ 2,150,369	\$ 2,137,023	\$ 2,203,091	\$ 2,312,338
Out of district Multnomah County	\$ 56,250	\$ 55,901	\$ 57,629	\$ 60,487
Out of district Washington County	\$ 661,998	\$ 657,889	\$ 678,229	\$ 711,861

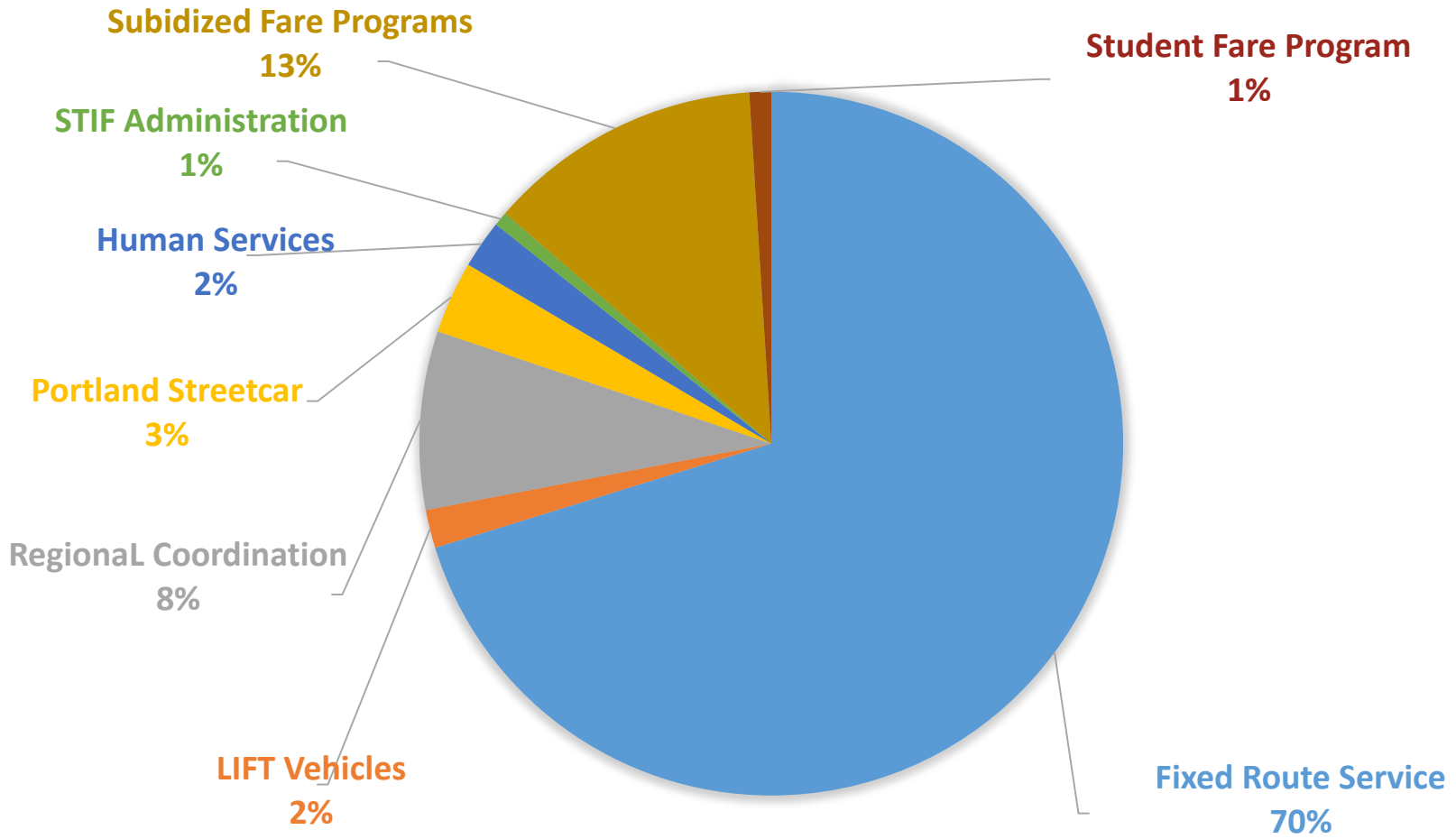




# FY26-27 Projected STIF Formula Revenues for TriMet – August 2024 Projection

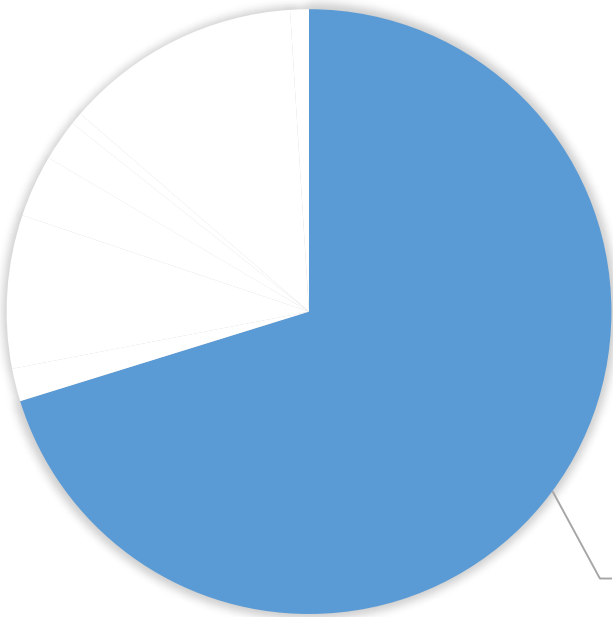
Projected Revenues	FY26	FY27	Total
ODOT Projected STIF Payroll Based Formula Funds	\$58,767,917	\$61,682,085	\$120,450,002
20% Over Projection	\$11,753,583	\$12,336,417	\$24,090,000
Unspent STIF Funds – Prior Biennium	\$17,493,170	\$18,377,162	\$35,870,332
<b>Total</b>	<b>\$88,014,670</b>	<b>\$92,395,664</b>	<b>\$180,410,334</b>

# FY26-27 STIF PLAN PROPOSAL



# TriMet Proposed FY26-27 STIF Plan Formula Budget

Program	FY26	FY27	Total
Fixed Route Service	\$61,350,389	\$65,328,151	\$126,678,540



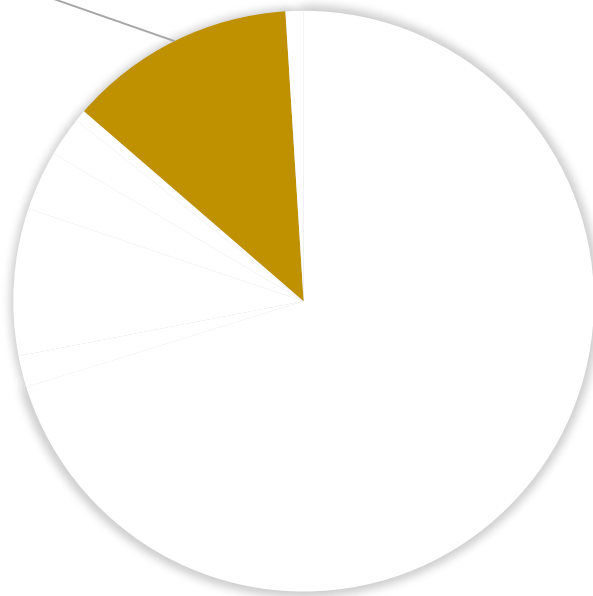
Fixed Route Service  
70%



# TriMet Proposed FY26-27 STIF Plan Formula Budget


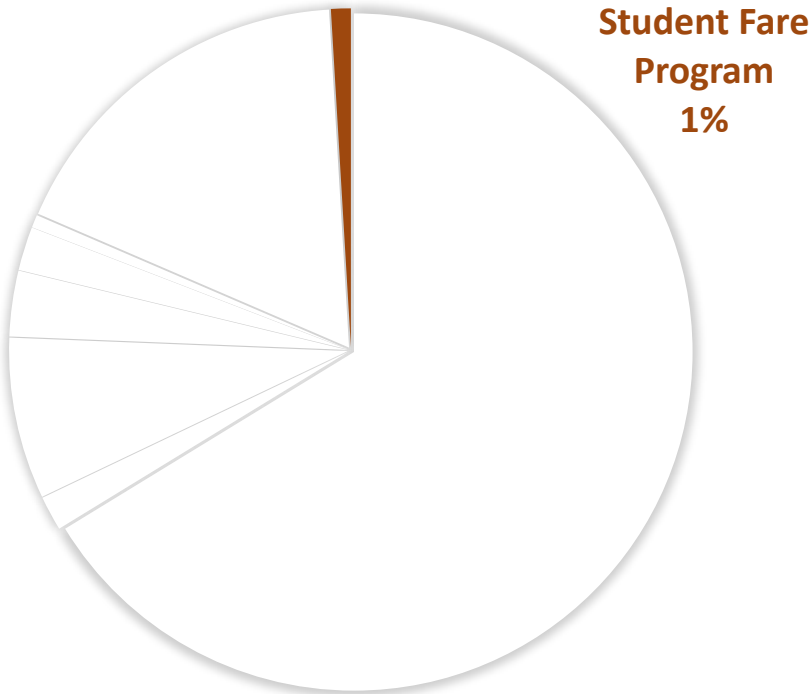
Program	FY26	FY27	Total
Subsidized Fare Programs	\$11,355,463	\$11,464,923	\$22,820,386

Subsidized Fare Programs  
13%



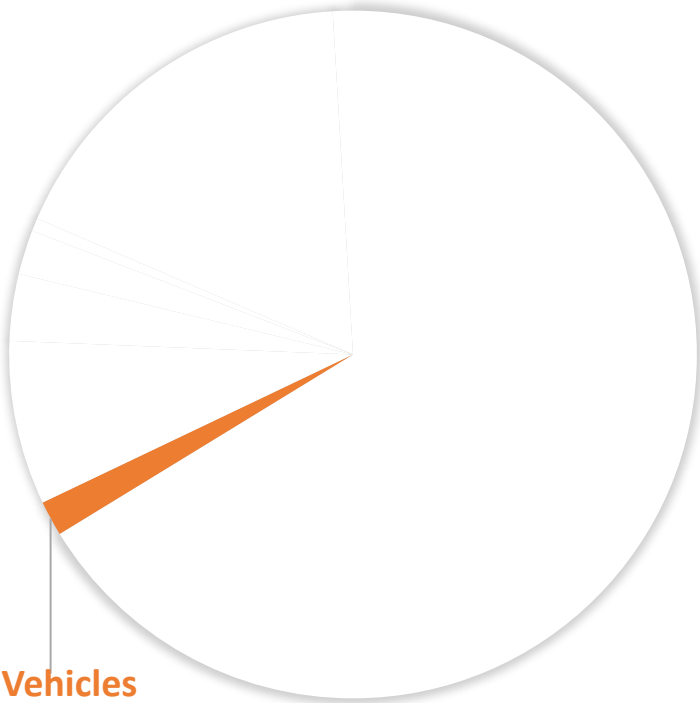
# TriMet Proposed FY26-27 STIF Plan Formula Budget

Program	FY26	FY27	Total
Student Fare Program (1% of revenue)	\$880,227	\$923,876	\$1,804,103



# TriMet Proposed FY26-27 STIF Plan Formula Budget

Program	FY26	FY27	Total
LIFT Vehicles	\$1,466,440	\$1,700,417	\$3,166,857



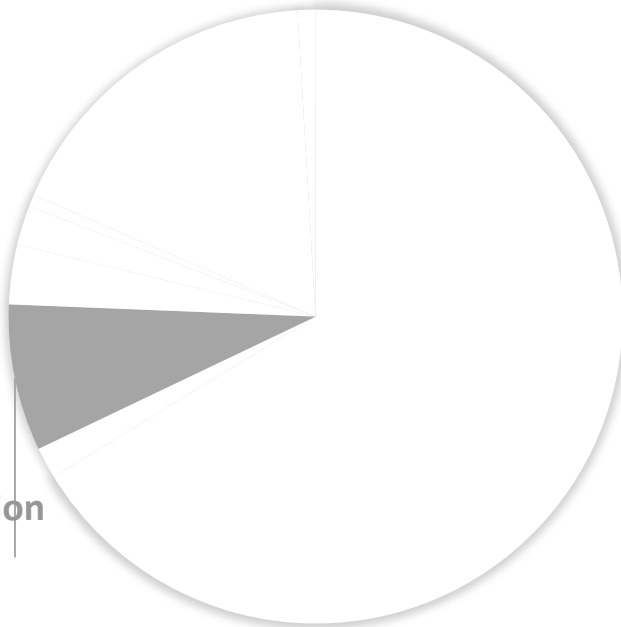
LIFT Vehicles  
2%





# TriMet Proposed FY26-27 STIF Plan Formula Budget

Program	FY26	FY27	Total
Regional Coordination	\$7,385,414	\$7,385,414	\$14,770,828

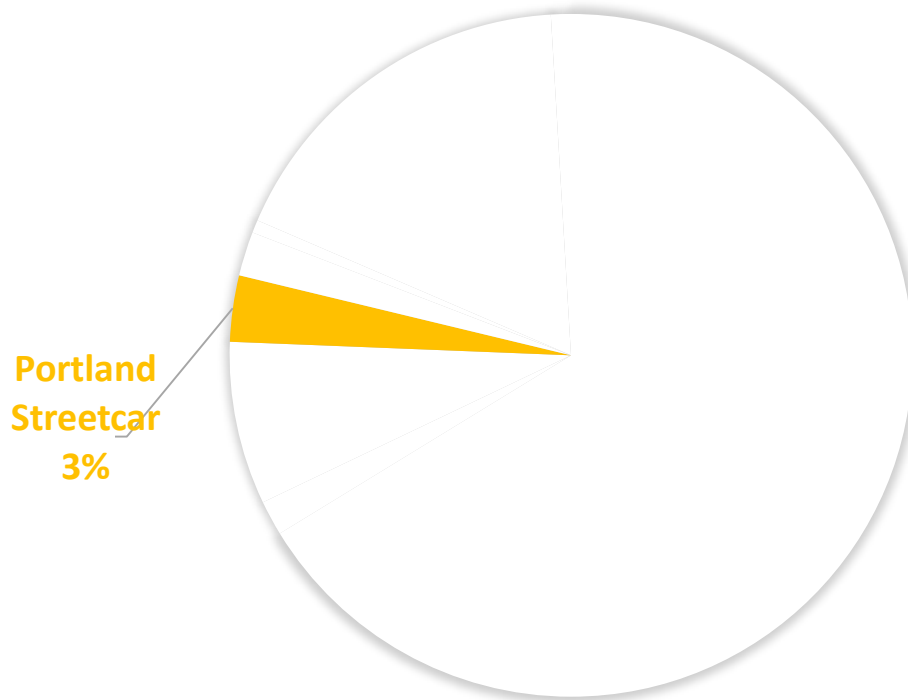


Regional Coordination  
8%



# TriMet Proposed FY26-27 STIF Plan Formula Budget


Program	FY26	FY27	Total
Portland Streetcar	\$3,000,000	\$3,000,000	\$6,000,000





# TriMet Proposed FY26-27 STIF Plan Formula Budget

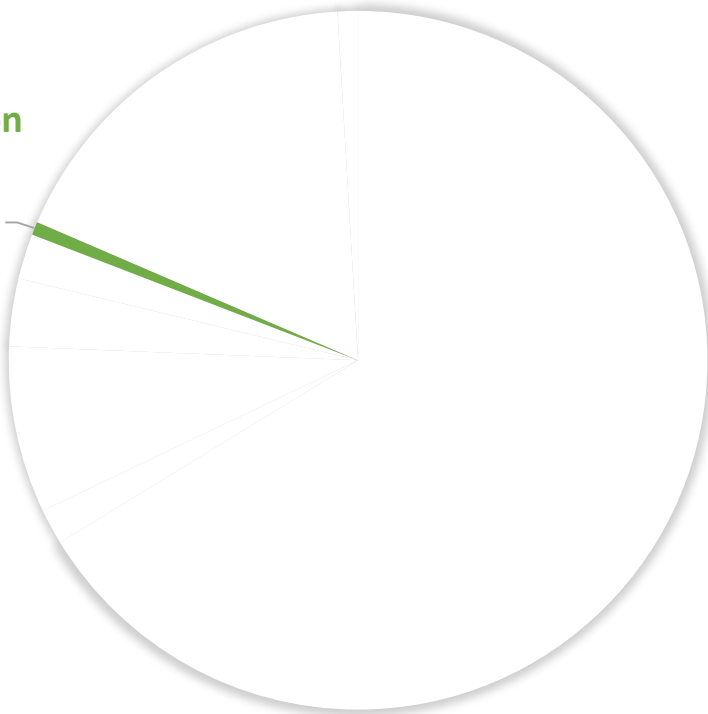
Program	FY26	FY27	Total
Human Services	\$2,000,000	\$2,000,000	\$4,000,000



# TriMet Proposed FY26-27 STIF Plan Formula Budget

Program	FY26	FY27	Total
STIF Administration	\$584,810	\$584,810	\$1,169,620

STIF Administration  
1%



# TriMet Proposed FY26-27 STIF Plan Formula Budget

Program	FY26-27 Total
Fixed Route Service	\$126,678,540
Subsidized Fare Programs	\$22,820,386
Student Fare Program (1% of revenue)	\$1,804,103
LIFT Vehicles	\$3,166,857
Regional Coordination	\$14,770,828
Portland Streetcar	\$6,000,000
Human Services	\$4,000,000
STIF Administration	\$1,169,620
<b>FY26-27 Total</b>	<b>\$180,410,334</b>

# Projected Revenues for Public Transportation Service Providers Outside TriMet – August 2024 Projection

Area	2022 QCEW	
	Total Payroll	Percent of County Payroll
<b>Clackamas County Total</b>		
Within TriMet Service District	\$8,245,814,868	
Outside TriMet Service District	\$2,714,015,561	
	<b>\$10,959,830,429</b>	
<b>Sub-County Allocation</b>		
Clackamas County	\$671,241,849	24.7324%
South Clackamas Transportation District (SCTD)	\$299,555,636	11.0374%
City of Wilsonville (SMART)	\$1,193,288,907	43.9677%
City of Canby	\$381,656,339	14.0624%
City of Sandy	\$168,272,830	6.2001%
<b>Subtotal</b>	<b>\$2,714,015,561</b>	<b>100.00%</b>
<b>Washington County Total</b>		
Within TriMet Service District	\$22,843,186,759	
Outside TriMet Service District	\$783,918,671	
	<b>\$23,627,105,430</b>	
<b>Sub-County Allocation</b>		
Washington County	\$438,909,578	55.9892%
City of Wilsonville (SMART)	\$345,009,093	44.0108%
<b>Subtotal</b>	<b>\$783,918,671</b>	<b>100.00%</b>
<b>Multnomah County Total</b>		
Within TriMet Service District	\$36,704,941,205	
Outside TriMet Service District	\$78,531,231	
	<b>\$36,783,472,436.00</b>	

Data Sources: Oregon Employment Department  
December 2023

ODOT STIF Formula Fund Allocation		
FY 2026	FY 2027	Total
<b>August 2024</b>		
\$2,203,901	\$2,312,338	\$4,516,239
\$545,078	\$571,897	\$1,116,975
\$243,252	\$255,221	\$498,474
\$969,004	\$1,016,681	\$1,985,684
\$309,922	\$325,171	\$635,093
\$136,645	\$143,368	\$280,013
<b>\$2,203,901</b>	<b>\$2,312,338</b>	<b>\$4,516,239</b>
\$678,229	\$711,861	\$1,390,090
\$379,735	\$398,565	\$778,300
\$298,494	\$313,296	\$611,790
<b>\$678,229</b>	<b>\$711,861</b>	<b>\$1,390,090</b>
\$57,629	\$60,487	\$118,116

Oregon Department of Transportation  
August 2024

December 2023	DIFF	%DIFF
\$5,074,965	\$558,726	-11.01%
\$1,255,162	\$138,187	-11.01%
\$560,142	\$61,668	-11.01%
\$2,231,343	\$245,659	-11.01%
\$713,663	\$78,570	-11.01%
\$314,655	\$34,642	-11.01%
<b>\$5,074,965</b>	<b>\$558,726</b>	<b>-11.01%</b>
\$1,562,345	\$172,255	-11.03%
\$874,744	\$96,444	-11.03%
\$687,601	\$75,811	-11.03%
<b>\$1,562,345</b>	<b>\$172,255</b>	<b>-11.03%</b>
\$132,753	\$14,637	-11.03%

Oregon Department of Transportation  
December 2023

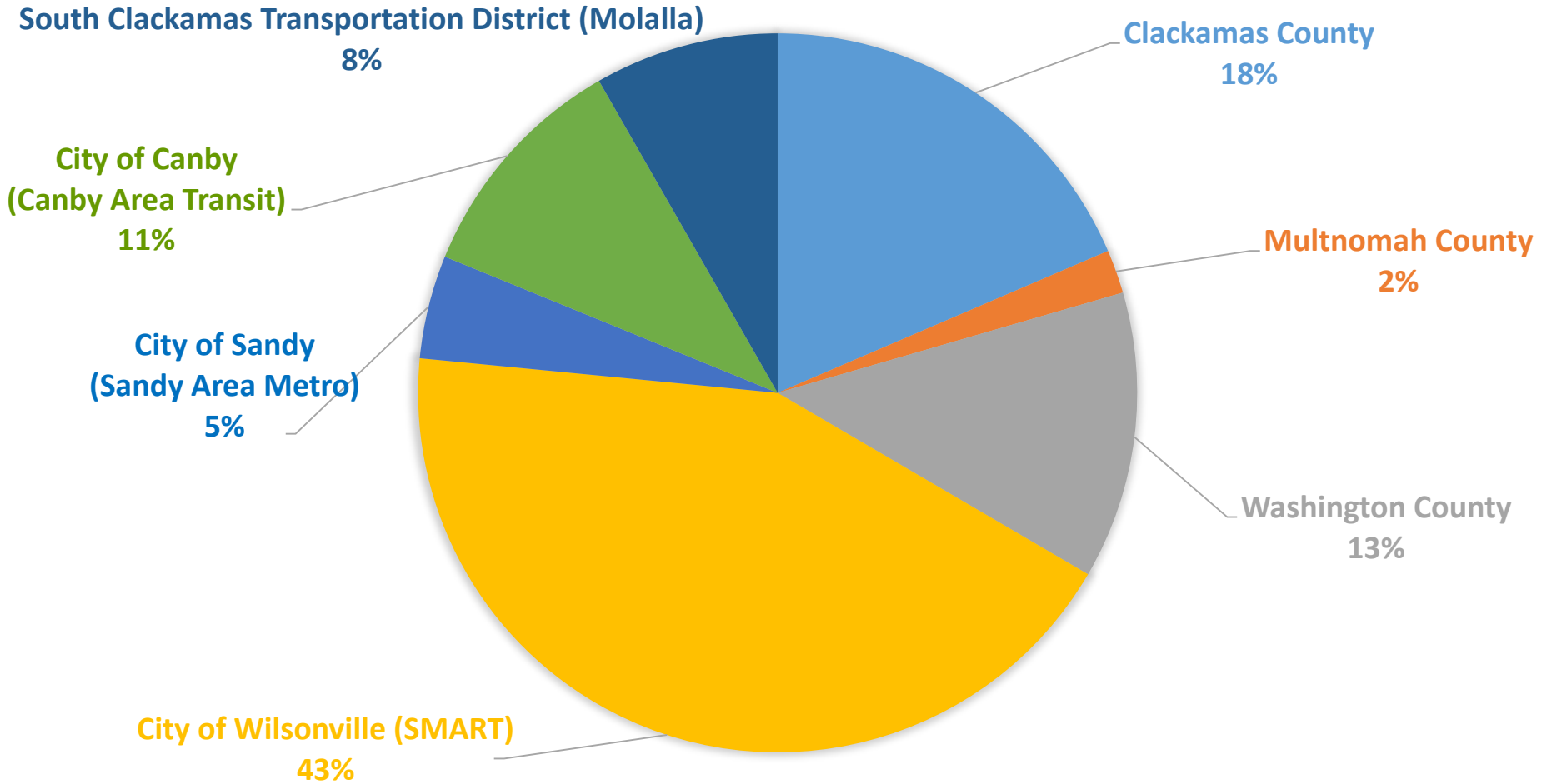


# FY26-27 STIF Project Amounts for PTSP's – August 2024 Projection (Outside TriMet District)

Program	FY26-27 Total
Clackamas County	\$1,116,775
Multnomah County	\$118,116
Washington County	\$778,300
City of Wilsonville (SMART)	\$2,597,118
City of Sandy (Sandy Area Metro)	\$279,963
Canby Area Transit	\$634,979
South Clackamas Transportation District (City of Molalla)	\$498,384
<b>FY26-27 Total</b>	<b>\$6,023,635</b>

# FY26-27 STIF Project Amounts – Counties/PTSPs

(Outside TriMet District)





# FY26-27 Projected STIF Pop. Based Formula Revenues – August

POPULATION Formula Breakout				
Qualified Entity	FY 2024	FY 2025	FY 2026	FY 2027
Baker County	\$ 78,468	\$ 78,468	\$ 82,687	\$ 82,687
Basin Transit Service District	\$ 181,028	\$ 181,028	\$ 190,763	\$ 190,763
In district	\$ 102,345	\$ 102,345	\$ 107,849	\$ 107,849
Out of district Klamath County	\$ 78,683	\$ 78,683	\$ 82,914	\$ 82,914
Benton County	\$ 248,236	\$ 248,236	\$ 261,585	\$ 261,585
Burns Paiute Tribe	\$ 78,468	\$ 78,468	\$ 82,687	\$ 82,687
Columbia County	\$ 137,152	\$ 137,152	\$ 144,527	\$ 144,527
Confederated Tribes of Coos, Lower Umpqua and Siuslaw	\$ 78,468	\$ 78,468	\$ 82,687	\$ 82,687
Confederated Tribes of Grand Ronde Community of Oregon	\$ 78,468	\$ 78,468	\$ 82,687	\$ 82,687
Confederated Tribes of Siletz Indians	\$ 78,468	\$ 78,468	\$ 82,687	\$ 82,687
Confederated Tribes of the Umatilla Indian Reservation	\$ 78,468	\$ 78,468	\$ 82,687	\$ 82,687
Confederated Tribes of Warm Springs	\$ 78,468	\$ 78,468	\$ 82,687	\$ 82,687
Coos County	\$ 169,332	\$ 169,332	\$ 178,438	\$ 178,438
Coquille Indian Tribe	\$ 78,468	\$ 78,468	\$ 82,687	\$ 82,687
Cow Creek Band of Umpqua Tribe of Indians	\$ 78,468	\$ 78,468	\$ 82,687	\$ 82,687
Crook County	\$ 78,468	\$ 78,468	\$ 82,687	\$ 82,687
Curry County	\$ 78,468	\$ 78,468	\$ 82,687	\$ 82,687
Deschutes County	\$ 517,036	\$ 517,036	\$ 544,841	\$ 544,841
Gilliam County	\$ 78,468	\$ 78,468	\$ 82,687	\$ 82,687
Grant County Transportation District	\$ 78,468	\$ 78,468	\$ 82,687	\$ 82,687
Hamey County	\$ 78,468	\$ 78,468	\$ 82,687	\$ 82,687
Hood River County Transportation District	\$ 78,468	\$ 78,468	\$ 82,687	\$ 82,687
Jefferson County	\$ 78,468	\$ 78,468	\$ 82,687	\$ 82,687
Josephine County	\$ 229,736	\$ 229,736	\$ 242,090	\$ 242,090
Klamath Tribes	\$ 78,468	\$ 78,468	\$ 82,687	\$ 82,687
Lake County	\$ 78,468	\$ 78,468	\$ 82,687	\$ 82,687
Lane Transit District	\$ 998,776	\$ 998,776	\$ 1,052,488	\$ 1,052,488
In district	\$ 825,677	\$ 825,677	\$ 870,080	\$ 870,080
Out of district Lane County	\$ 173,099	\$ 173,099	\$ 182,407	\$ 182,407
Lincoln County	\$ 131,428	\$ 131,428	\$ 138,495	\$ 138,495
Linn County	\$ 335,412	\$ 335,412	\$ 353,449	\$ 353,449
Malheur County	\$ 82,928	\$ 82,928	\$ 87,387	\$ 87,387
Morrow County	\$ 78,468	\$ 78,468	\$ 82,687	\$ 82,687
Rogue Valley Transportation District	\$ 582,252	\$ 582,252	\$ 613,564	\$ 613,564
In district	\$ 430,197	\$ 430,197	\$ 453,332	\$ 453,332
Out of district Jackson County	\$ 152,055	\$ 152,055	\$ 160,232	\$ 160,232
Salem Area Mass Transit District	\$ 1,130,172	\$ 1,130,172	\$ 1,190,950	\$ 1,190,950
In district	\$ 611,869	\$ 611,869	\$ 644,774	\$ 644,774
Out of district Marion County	\$ 347,460	\$ 347,460	\$ 366,145	\$ 366,145
Out of district Polk County	\$ 170,843	\$ 170,843	\$ 180,030	\$ 180,030
Sherman County	\$ 78,468	\$ 78,468	\$ 82,687	\$ 82,687
Sunset Empire Transportation District (Catsop County)	\$ 107,116	\$ 107,116	\$ 112,876	\$ 112,876
Tillamook County Transportation District	\$ 78,468	\$ 78,468	\$ 82,687	\$ 82,687
<b>Tri County Metropolitan Transportation District</b>	<b>\$ 4,791,360</b>	<b>\$ 4,791,360</b>	<b>\$ 5,049,030</b>	<b>\$ 5,049,030</b>
In district	\$ 4,329,173	\$ 4,329,173	\$ 4,561,987	\$ 4,561,987
Out of district Clackamas County	\$ 341,174	\$ 341,174	\$ 359,521	\$ 359,521
Out of district Multnomah County	\$ 15,030	\$ 15,030	\$ 15,837	\$ 15,837
Out of district Washington County	\$ 105,983	\$ 105,983	\$ 111,682	\$ 111,682
Umatilla County	\$ 208,832	\$ 208,832	\$ 220,062	\$ 220,062
Umpqua Public Transportation District (Douglas County)	\$ 290,008	\$ 290,008	\$ 305,604	\$ 305,604
Union County	\$ 78,468	\$ 78,468	\$ 82,687	\$ 82,687
Wallowa County	\$ 78,468	\$ 78,468	\$ 82,687	\$ 82,687
Wasco County	\$ 78,468	\$ 78,468	\$ 82,687	\$ 82,687
Wheeler County	\$ 78,468	\$ 78,468	\$ 82,687	\$ 82,687
Yamhill County	\$ 280,936	\$ 280,936	\$ 296,044	\$ 296,044
<b>Totals Statewide</b>	<b>\$ 12,383,440</b>	<b>\$ 12,383,440</b>	<b>\$ 13,049,368</b>	<b>\$ 13,049,368</b>

POPULATION Formula Breakout				
Qualified Entity	FY 2024	FY 2025	FY 2026	FY 2027
Tri County Metropolitan Transportation District	\$ 4,791,360	\$ 4,791,360	\$ 5,049,030	\$ 5,049,030
In district	\$ 4,329,173	\$ 4,329,173	\$ 4,561,987	\$ 4,561,987
Out of district Clackamas County	\$ 341,174	\$ 341,174	\$ 359,521	\$ 359,521
Out of district Multnomah County	\$ 15,030	\$ 15,030	\$ 15,837	\$ 15,837
Out of district Washington County	\$ 105,983	\$ 105,983	\$ 111,682	\$ 111,682





# FY26-27 Projected STIF Population Revenues – August 2024 Projection

Projected Revenues	Total
Tri-County Region	\$10,098,060
Human Services Program	\$4,000,000
<b>FY26-27 Total</b>	<b>\$14,098,060</b>

- Accessible Transportation Funds Advisory Committee (ATFAC) is administering the process for allocating these funds
- Recommendation will go to the HB 2017 Transit Advisory Committee
- Final recommendation will be part of the FY26-27 STIF Plan going to the TriMet Board of Directors in December 2024

# Meeting Adjourned